



## Product features

- Easy to use
- Reduced dependency on others
- Less physical strain for carers
- Hard Wearing (6 months guarantee)
- Washable
- Lightweight, easy to carry and store
- Comprehensive size range



The Easy product range is available from Credenhill, specialist distributors of one of the widest ranges of compression hosiery on the market, with unrivalled expertise developed since 1955.

The Credenhill range includes Credalast compression hosiery and Venosan, from Switzerland, one of the best compression stockings in the world.

Legline stockings, our ultra fashionable range, look and feel superb. You will be amazed that Legline is compression hosiery, treat yourself and try them.

For further details of all Credenhill products including Venosan Legline and Cotton Support Socks, please ring our freephone number.

Ordering is easy, delivery is speedy and reliable.

Call freephone on

**0800 195 0650**



## A Range of Application and Removal Aids

*for Compression Stockings,  
Tights & Armsleeves*



*making your life  
easier*

Credenhill Limited

10 Cossall Industrial Estate, Ilkeston,  
Derbyshire DE7 5UG England

Telephone: 0800 195 0650 Facsimile: 0800 028 5206

Email: [sales@credenhill.co.uk](mailto:sales@credenhill.co.uk)

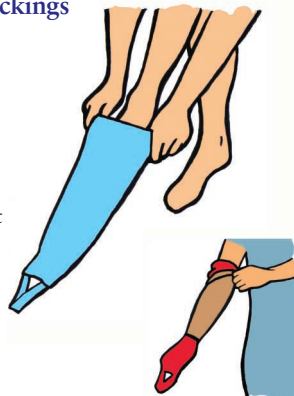
## Putting on Open Toe Compression Stockings, Armsleeves & Tights every day has never been easier



To work effectively, compression stockings must apply the right amount of pressure to the leg. This can make them difficult to apply. The Easy-Slide range has been designed to specifically solve these problems.

### 3 Easy steps to fitting open toe stockings

- 1 Put the Easy-Slide over the foot.
- 2 Stretch the stocking over the foot and leg. The materials used in Easy-Slide reduce the friction between the stocking and leg.
- 3 Remove the Easy-Slide by pulling the loop. It will slide out between the foot and the stocking smoothly.



## Product Range

### Easy-Slide for Open Toe Stockings

Sizes			
Small	(EO 1102)	Shoe size 2-4½	(light blue)
Medium	(EO 1202)	Shoe size 5-7½	(white)
Large	(EO 1302)	Shoe size 8-11	(dark blue)
Extra Large	(EO 1352)	Show size > 11	(purple)

### Easy-Slide for Armsleeves

Medium	(EO 1402)	up to 38cm	(red)
Large	(EO 1425)	38-50cm	(yellow)

To select size measure the circumference of the widest point of the foot or arm.

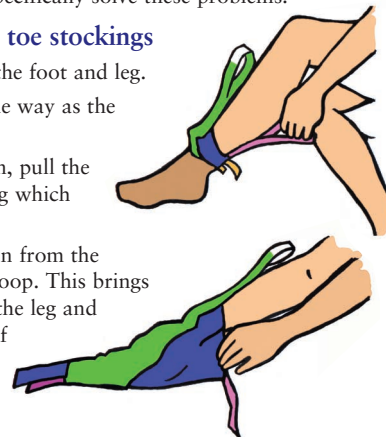
## Putting on Closed Toe Compression Stockings & Tights every day has never been easier



To work effectively, compression stockings must apply the right amount of pressure to the leg. This can make them difficult to apply. The Easy-Slide range has been designed to specifically solve these problems.

### 4 Easy steps to fitting closed toe stockings

- 1 Put on Easy-Slide Caran over the foot and leg.
- 2 Apply the stockings in the same way as the open toe style.
- 3 To release the Easy-Slide Caran, pull the pink loop at the back of the leg which releases the velcro fastening.
- 4 To remove the Easy-Slide Caran from the stocking, pull the front green loop. This brings the Easy-Slide Caran back up the leg and out from underneath the top of the stocking.



## Product Range

### Easy-Slide Caran for Closed Toe Stockings

Sizes			
Small	(EO 1752)	Up to 22cm (8¾")	(light blue)
Medium	(EO 1753)	22-25cm (8¾" – 10")	(white)
Large	(EO 1754)	25cm (10") or over	(dark blue)

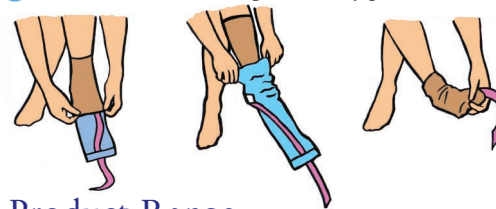
To select size measure the circumference of the widest point of the foot.

## The Easy Way of Pulling off Compression Stockings and Tights



### 6 Easy steps to pull off compression hosiery and tights

- 1 Before using the Easy-Off make sure the Velcro locking system is open.
- 2 Put the Easy-Off over the foot with stocking and close the Velcro as tight as possible above the instep.
- 3 Turn the Easy-Off over the Velcro fastening and pull the stocking over the heel until the Velcro fastening of the Easy-Off stops this.
- 4 Open the Velcro fastening by a short pull at the pulling loop to the right.
- 5 Let go of the pulling loop.
- 6 Get hold of the stocking and slowly pull it toward you over the Easy-Off.



## Product Range

### Easy-Off

Sizes			
Small	(EO 1802)	Shoe size 2-4½	(light blue)
Medium	(EO 1902)	Shoe size 5-7½	(white)
Large	(EO 2002)	Shoe size 8-11	(dark blue)

To select size measure the circumference of the widest point of the foot.

## Another Easy Way of Pulling off Compression Stockings and Tights



### 4 Easy steps to pull off compression hosiery and tights

- 1 Roll the stocking down over the heel.
- 2 Place your foot on a footrest and insert the shoehorn part between the back of the heel and the stocking.
- 3 Push down on the handle of the Easy-Lever. Point your toes upwards as much as possible as this will enable the flexible part of the Easy-Lever to slide more easily over the heel.
- 4 Keeping your foot in the same position, continue to push on the Easy-Lever until the stocking slides off your foot.



## Product Range

### Easy-Lever is available in one size

One size (EO 8001)